


# Comparison

Industrial Door Operator

**FMK - Nice**



**FMK**  
MOTORIZED

# Nothing will stop it. Except for one obstacle.

Obstacle stop technology integrated in  
all our motors up to 70 Nm.



**FMK**  
MOTORIZED

# Economy of scale. Without ladders & gondolas.

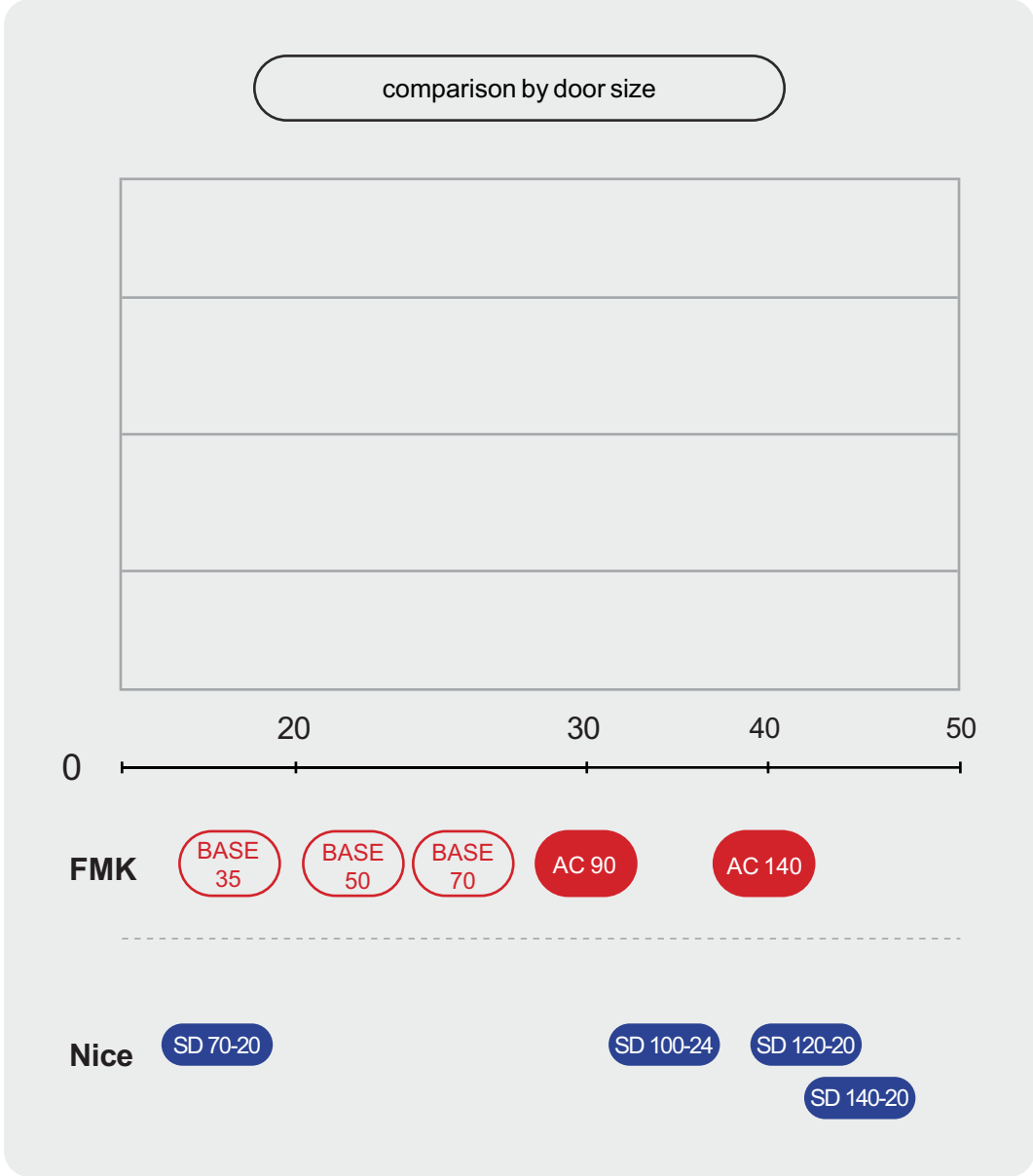
It's a real money-saver to equip your entire building site with 220V.

- A simple extension cable is all you need to connect and set your limit switches, so there's no need to go back and forth to the site.
- Suggest to your builders that they equip all their buildings with 220V.
- Motors equipped with SOFT START/STOP decelerators, reducing cable tension.



# Door Size Comparison

Here's a quick comparison of door sizes for each FMK and Nice operator.




Sizes may vary according to door type. Weight per m<sup>2</sup>, retained for analysis, door leaf 12-13 kg / m<sup>2</sup>, standard door lift.

# 30

**cycles / hour**

**That's all there is to it.**



Number of cycles




For our entire DC range.

**vs**

# 15

**cycles / hour**



Number of cycles

Nice

For SD-70-20 motors, closest to our DC range.



# Control Box Comparison

## Simple functions

	D PRO ACTION	BASE	BASE+
<b>Electronic limit switches</b>	●	●	●
<b>Choice of limit switches</b> The control unit offers a choice of limit switches (deadman or automatic) for opening and closing.	●	●	●
<b>Setting door opening and closing speed</b> The box offers the possibility of fine-tuning the limit switch settings for opening and closing.		●	●
<b>Smooth opening and closing</b> The enclosure allows the motor to close and open smoothly.		●	●
<b>Automatic closing</b> The box can be closed automatically when safety devices are connected.	●	●	●
<b>Partial opening</b> The box can be opened partially.	●	●	●
<b>Port and connection relay configuration</b> Relay operation and type can be parameterized.	●	●	●
<b>Configuration of warning alarm on opening and closing</b> An alarm sounds when the door is opened and/or closed.		●	●
<b>Courtesy light and warning light configuration</b> The box allows you to set the operating time for the courtesy light and warning light.	●	●	●
<b>Maintenance alarm</b> The box offers the option of adding a maintenance alarm.	●	●	●
<b>Bounce function</b> When an obstacle is encountered, the motor stops and reverses.		●	●

# Drive Comparison: BASE - Nice

## Control panel

